

19 200m Backstroke Mixed Final

Official

Entries Heats Summary

Total



Rank	Competitor	Age	Club	RT	PTS	Result
1	Cecioni Nicolas	25	Raumati M...	0.56		2:23.73 Entry: 2:20.00 (+3.73) 50m: 32.73 100m: 1:09.32 (36.59) 150m: 1:46.31 (36.99) 200m: 2:23.73 (37.42)
2	Easter Chelsea	28	Speed Dem...	0.72		2:37.99 Entry: 3:31.00 (-53.01) 50m: 36.52 100m: 1:15.21 (38.69) 150m: 1:56.25 (41.04) 200m: 2:37.99 (41.74)
3	De Vries John	66	Whakatane...	0.83		2:48.45 Entry: 2:47.00 (+1.45) 50m: 38.60 100m: 1:21.15 (42.55) 150m: 2:05.08 (43.93) 200m: 2:48.45 (43.37)
4	Armstrong Courtney	41	Waitakere ...	0.78		2:49.05 Entry: 2:48.63 (+0.42) 50m: 40.01 100m: 1:23.41 (43.40) 150m: 2:06.21 (42.80) 200m: 2:49.05 (42.84)
5	Troiani Marco	55	Jasi Masters	0.74		2:52.18 Entry: 2:50.00 (+2.18) 50m: 41.81 100m: 1:26.31 (44.50) 150m: 2:10.14 (43.83) 200m: 2:52.18 (42.04)
6	Takeuchi Takashi	59	Foveaux M...	0.81		2:54.27 Entry: 2:55.00 (-0.73) 50m: 41.70 100m: 1:25.84 (44.14) 150m: 2:10.51 (44.67) 200m: 2:54.27 (43.76)
7	Mckenzie Michael	65	Newmarket...	0.81		2:54.70 Entry: 2:57.00 (-2.30) 50m: 40.25 100m: 1:24.14 (43.89) 150m: 2:09.62 (45.48) 200m: 2:54.70 (45.08)
8	Dustow Lance	S19 23	Unaffiliated	0.90	257	2:55.92 Entry: 2:46.26 (+9.66) 50m: 40.50 100m: 1:24.73 (44.23) 150m: 2:10.62 (45.89) 200m: 2:55.92 (45.30)
9	Rowland Shelley	53	Trent Bray ...	0.77		2:57.32 Entry: 2:50.00 (+7.32) 50m: 42.60 100m: 1:28.42 (45.82) 150m: 2:13.44 (45.02) 200m: 2:57.32 (43.88)
10	Schaap June	58	Dunedin M...	0.78		3:01.81 Entry: 3:01.10 (+0.71) 50m: 41.44 100m: 1:28.29 (46.85) 150m: 2:15.94 (47.65) 200m: 3:01.81 (45.87)
11	Allen Nicole	24	Roskill Mas...	0.86		3:02.27 Entry: 2:50.00 (+12.27) 50m: 43.77 100m: 1:29.41 (45.64) 150m: 2:15.60 (46.19) 200m: 3:02.27 (46.67)
12	Richardson Rachel	47	Manukau M...	0.74		3:03.17 Entry: 3:06.00 (-2.83) 50m: 43.10 100m: 1:29.65 (46.55) 150m: 2:17.17 (47.52) 200m: 3:03.17 (46.00)
13	Thieme Marcus	44	Roskill Mas...	0.86		3:05.45 Entry: 2:45.00 (+20.45) 50m: 41.66 100m: 1:28.20 (46.54) 150m: 2:16.51 (48.31) 200m: 3:05.45 (48.94)
14	Crotty Robyn	63	Jasi Masters	0.82		3:05.64 Entry: 3:00.00 (+5.64) 50m: 45.22 100m: 1:32.87 (47.65) 150m: 2:19.93 (47.06) 200m: 3:05.64 (45.71)
15	Duffell Sue	55	Manukau M...	0.79		3:57.13 Entry: 3:58.00 (-0.87) 50m: 54.62 100m: 1:56.26 (1:01.64) 150m: 2:57.85 (1:01.59) 200m: 3:57.13 (59.28)
16	Preston Christopher	73	Team Auckl...	0.88		4:03.32 Entry: 4:17.06 (-13.74)

50m: 57.64 100m: 2:01.20 (1:03.56) 150m: 3:03.84 (1:02.64)
200m: 4:03.32 (59.48)



50m: 56.53 100m: 1:58.78 (1:02.25) 150m: 3:02.64 (1:03.86)
200m: 4:03.39 (1:00.75)

18  **Shiers Debra** 60  **Waitakere ...** 0.90 **4:05.44**
Entry: 4:03.00 (+2.44)

50m: 59.91 100m: 2:04.75 (1:04.84) 150m: 3:08.06 (1:03.31)
200m: 4:05.44 (57.38)



19  **Pollard Sue** 81  **North Shore...** **4:20.01**
Entry: 4:17.06 (+2.95)

50m: 1:04.35 100m: 2:09.20 (1:04.85) 150m: 3:15.92 (1:06.72)
200m: 4:20.01 (1:04.09)

20  **Manning Nancy** 56  **Manukau M...** 0.90 **4:23.99**
Entry: 3:58.00 (+25.99)

50m: 1:03.22 100m: 150m: 3:19.69 (3:19.69)
200m: 4:23.99 (1:04.30)



21  **Agnew Meg** 44  **Jasi Masters** 0.95 **4:24.57**
Entry: 4:00.00 (+24.57)

22  **Marks Gary** 75  **Dunedin M...** 0.90 **4:44.98**
Entry: 4:58.50 (-13.52)

50m: 1:07.31 100m: 2:22.22 (1:14.91) 150m: 3:37.49 (1:15.27)
200m: 4:44.98 (1:07.49)

23  **Rattray Brian** 85  **Wharenui ...** 0.35 **5:05.63**
Entry: 4:50.00 (+15.63)



50m: 1:13.32 100m: 150m: 3:53.64 (3:53.64)
200m: 5:05.63 (1:11.99)

24  **Johnstone Charmayne** 72  **Waitakere ...** 0.84 **5:06.28**
Entry: 4:41.00 (+25.28)


50m: 1:06.25 100m: 2:22.56 (1:16.31) 150m: 3:45.46 (1:22.90)
200m: 5:06.28 (1:20.82)

25  **Buwalda Ilonka** S10 48  **North Cant...** 0.68 85 **5:27.11**
Entry: 7:30.00 (-122.89)

50m: 1:16.23 100m: 150m: 4:05.65 (4:05.65)
200m: 5:27.11 (1:21.46)

26  **O'Donnell Jan** 89  **North Shore...** 0.85 **5:33.18**
Entry: 5:40.00 (-6.82)

50m: 1:17.23 100m: 2:42.26 (1:25.03) 150m: 4:07.35 (1:25.09)
200m: 5:33.18 (1:25.83)

-  **Wichstrom Britt** 52  **Waitakere ...** **DNS**